

TERRA NOVA TESTING GUIDELINES

For Round 2 & Round 3 MAF Schools



STEP 1: Determine how many intervention students you plan to serve and the configuration of this service (i.e. individually, student groups).

STEP 2: According to your grant proposal (e.g. Terra Nova, GMADE, etc.) and additional measures (e.g. Number Knowledge Test, MR Screening Instrument), identify a **final pool** of potential intervention students that matches your selected testing plan.

STEP 3: Select a Terra Nova testing plan from the options listed that best conforms to your school.

STEP 4: Complete the Terra Nova Testing Plan (page 2 of this document) as accurately as possible and submit to KCM so that we may ship your Terra Nova tests.

STEP 5: For Plan B report your pool of struggling student ID numbers to the KCM and await random assignment.

PLAN B ON-SITE CONTROL

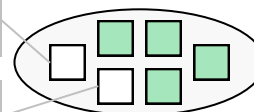
- Intervention participants will be assigned **randomly** from a pool of candidates at your school.
- Candidates not **randomly** assigned for intervention will serve as the control group*

*Students may be reassigned, at the discretion of the MIT, from control to intervention to fill vacated intervention positions.

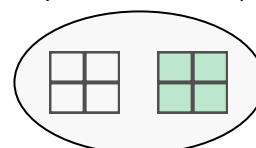
EXAMPLE
1/2 Year 1-1 Intervention Instruction
For each student you are able to immediately serve, include **5 additional students** in your intervention pool.

Randomly Assigned Fall Intervention Student

Self-Selected Spring Intervention Student



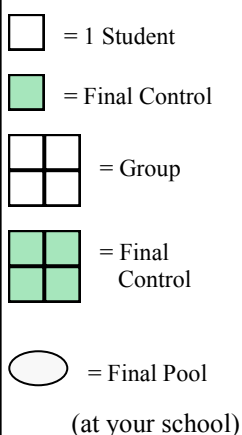
EXAMPLE
Year-Long Intervention Groups
For each intervention group you are able to serve, include an **additional, equal number** of students in your intervention pool



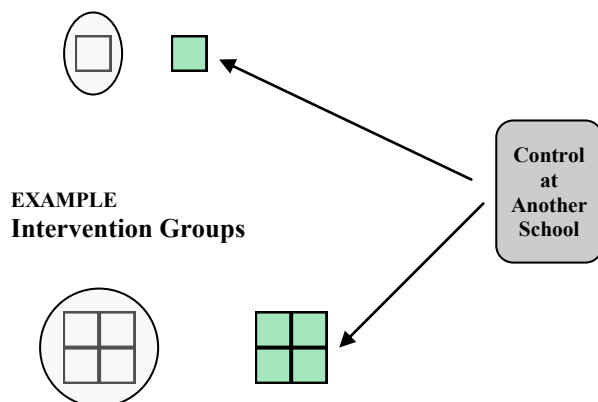
PLAN A OFF-SITE CONTROL

- Control students will be identified at another school either in or out of your district.
- Same number of control students as intervention students.

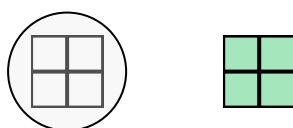
LEGEND



EXAMPLE
1-1 Intervention



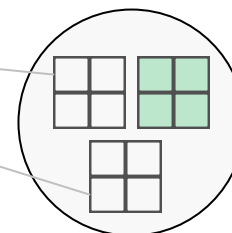
EXAMPLE
Intervention Groups



EXAMPLE
1/2 Year Intervention Groups
For each intervention group you are able to serve, include an **additional 2 times** as many students in your intervention pool

Randomly Assigned Fall Intervention Students

Self-Selected Spring Intervention Students



MITs may move students into intervention (from pool) as space becomes available and report changes on the Dates of Record (DOR).