



**** Remember WKU is on Central Time ****

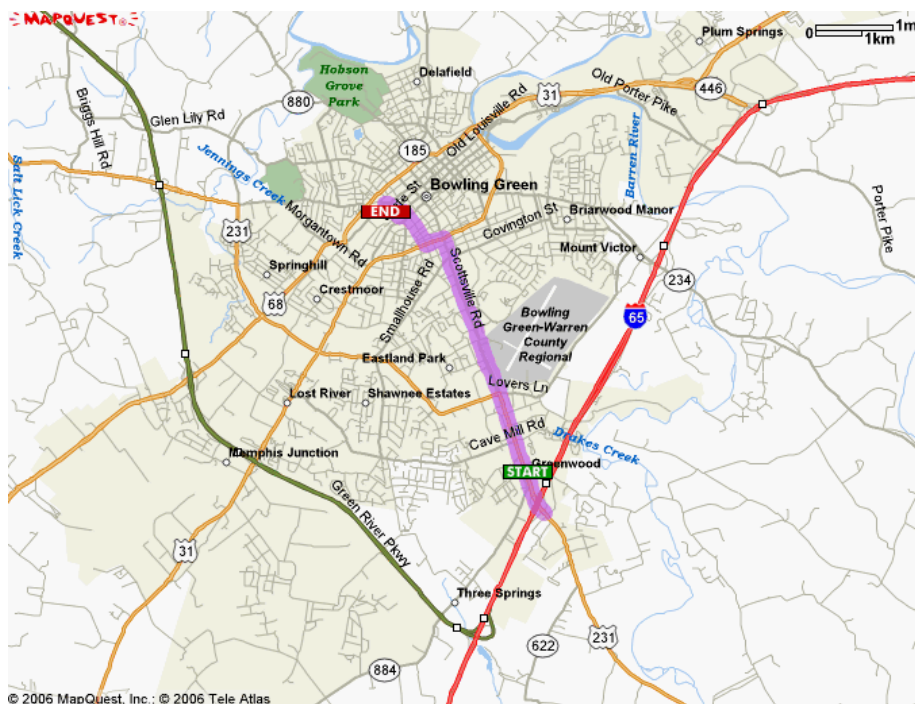
Training Location

WKU Campus

Mass Media & Technology Hall

(On Normal Drive, also known as State Street, near Regent's Avenue)

Map – Drury Hotel to the MMT Building on WKU Campus

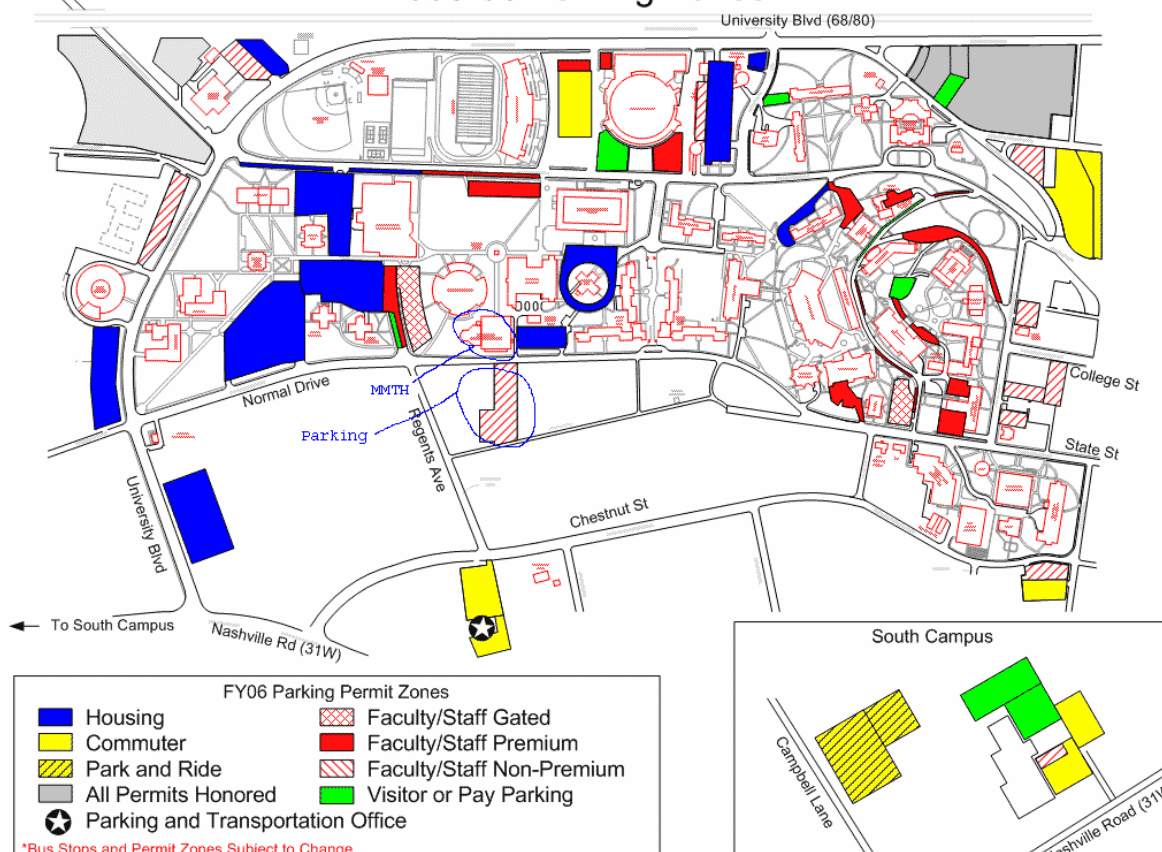


Parking & Entering the training Facility

Check your permits, but usually visitors with permits are allowed to park in all zones except those reserved for university vehicles, the handicapped and those spaces reserved for other purposes and marked with a sign. They cannot park at meters. They cannot get into gated lots since a card is required.

There is a red striped lot on Normal Drive just to the right of Regents Avenue. Mass Media and Technology Hall is the building just across Normal Drive from that striped parking lot. MMTH is where the coaching sessions will be held. They are marked in blue on the campus map below:

2005-06 Parking Zones



Directions to Mass Media & Technology Hall (MMTH):

Warning: Normal Drive and State Street are the same street. It changes its name somewhere on campus!!!!

From the Drury Inn, take a right on Scottsville Road toward Bowling Green. Continue until you cross the 31W bypass. (There is a light there that changes one side at a time, so chances are good you will stop there. The four corners are Taco Bell, a car place, KFC, and Walgreens.) Continue straight. The name of the road will change from Scottsville Road to Broadway. In about 3 blocks turn left onto Chestnut Street (First Baptist Church will be on your left.) Come through campus and just as you reach the second second major parking lot on the left-the one on the map with the star) turn right on Regents. At the light, turn right onto Normal. (If you miss Regents, you will dead end on 31W bypass again. Make a 3 right turns and you will be on Normal headed in the direction of Mass Media and Technology Hall.) Mass Media and Technology Hall will be the large new building on your left that sits almost on the sidewalk.

From the west (via Natcher Parkway or Highway 68/80) If coming from Natcher Parkway, take exit 5 and turn toward Bowling Green onto Highway 68/80. After Natcher Parkway, continue for about 2-3 miles. You will cross under a railroad bridge; the university will be directly in front of you. At the light after crossing under the railroad bridge, turn right and you will be on University Blvd. Get in the left lane. At the second light, turn left onto Normal Drive (also known as State Street). Mass Media and Technology Hall will be on your right just after the first light.

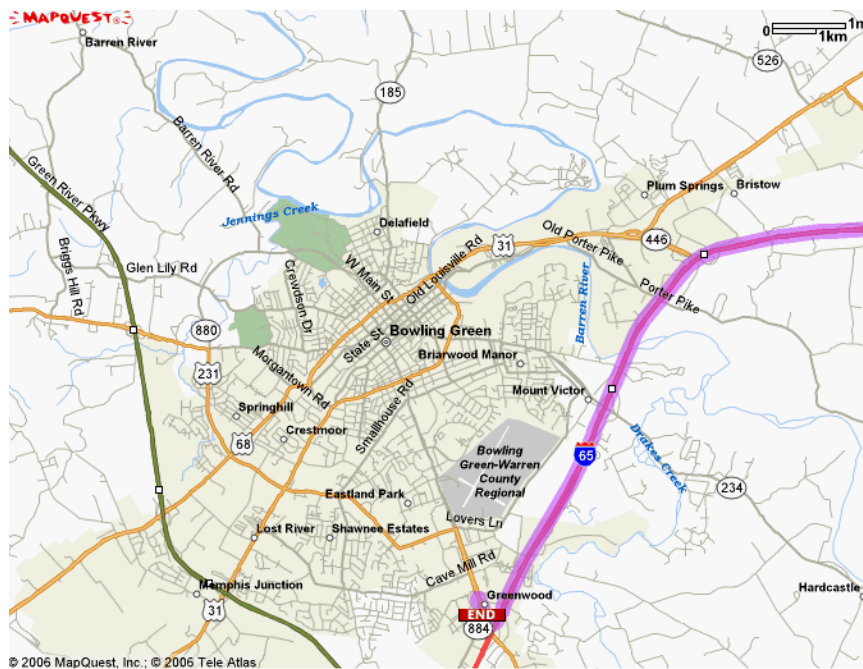


From I-65 North, get off at Exit 26 and turn toward Bowling Green. You will be on Cemetery Road (that changes its name to Fairview). Cross 31W and continue straight. Turn left on Chestnut Street. You will come past downtown (but one block over!). You will recognize the university by its parking lots on the left and buildings on your right. Just as you reach the second major parking lot on the left (the one with a star on the map), you will turn right on Regents. (If you miss Regents, you will dead end on 31W bypass again. Make a 3 right turns and you will be on Normal headed in the direction of Mass Media and Technology Hall.) Mass Media and Technology Hall will be the large new building on your left that sits almost on the sidewalk.

Hotel Information (Do not book reservations yourself. Questions → palmerg@nku.edu)

Drury Inn
3250 Scottsville Rd.
Bowling Green, KY 42104
270-842-7100

Rooms are held for late arrival. Up to 4 people can stay for no additional cost (if you'd like to bring family members). If you need to cancel a night – please call the hotel directly by 5:00pm that day and also let Gary Palmer know!



Directions to Drury Inn:

To reach Drury Inn from I-65, take exit 22 and turn toward Bowling Green. If you come from the North, turn right and you can see the Drury Inn from the Interstate. If you come from the south, turn left. There is a light where the northbound lane comes off the interstate and then, Drury Inn is the first hotel on the right; however, you must go past the hotel in order to be able to turn in to the access road.



Week One July 17 - 21

M 8:00-3:45 Math Solutions (K-8) or EDC training (High School)
T 8:30-3:45 Math Solutions/EDC
W 8:30-3:30 Math Solutions/EDC, 4:00 – 6:30p CENTRA Training
Th 8:30-3:45 Math Solutions/EDC
F 8:30-3:45 Math Solutions/EDC

Week Two July 24 - 28

M 8:30-3:45 Kentucky/KCM Specific (Coach with Administrator)
T 8:30-3:45 Kentucky/KCM Specific
7:00 – 8:30p Math Games @ Drury Inn
W 8:30-3:45 Kentucky/KCM Specific
Th 8:30-3:30 Cognitive Coaching
4:00-5:15 Content/Pedagogy Assessment
5:30-7:30 Good Job Dinner at Mariah's Restaurant
F 8:30-3:30 Cognitive Coaching

Food

Breakfast: Free at the hotel (6:30a – 8:30a); only beverages will be served at the training site.
Lunch: WKU campus – Downing University Center – Fresh Food Court
Dinner: Teachers staying overnight will be reimbursed \$15 for dinner

Mileage

Mileage will be reimbursed for all teachers attending the training.

Reading

On the website there is an article to download and read prior to coming.
Influence Skills in Instructional Coaching, by Mark Driscoll

Download from the website: www.kentuckymathematics.org

What to Bring

Coaches should bring the following:

- Comprehensive school improvement plan or equivalent (Instructional goals for Mathematics in 2006-2007)
 - Needed 2nd week
- One or two mathematics textbook(s) that they use in their school
 - Needed 2nd week
- Lessons, alternative assessments, student work, curriculum maps, etc. (*We know school is out and access to classrooms can be difficult, but if you can bring one or two things that other coaches would like to see or discuss, it would be helpful*)
 - Needed 2nd week

In Case of Emergency

At night, family members can reach you at the Drury Inn. Between 8 a.m. and 4 p.m., emergency calls can be directed to Western's Mathematics Department at 270-745-3651. The secretaries will know how to reach Wanda Weidemann in MMTH. She will, in turn, find you.