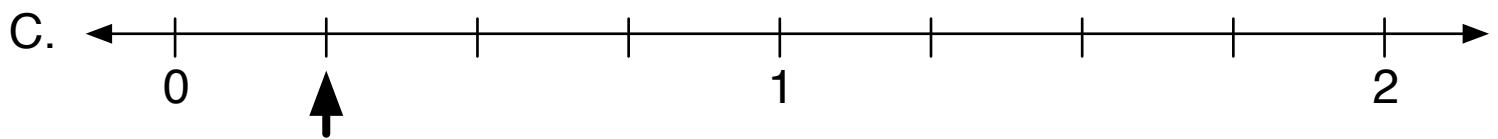
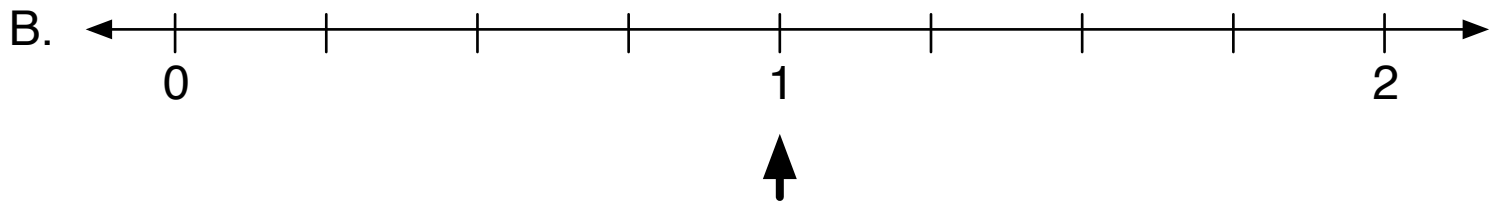
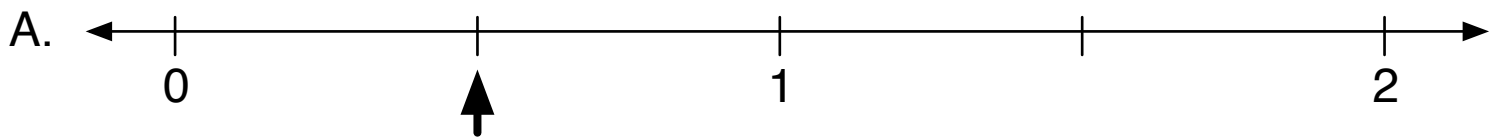

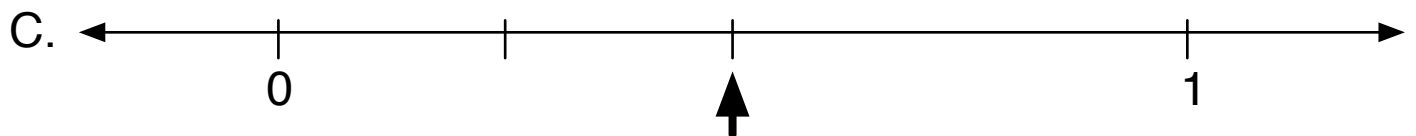

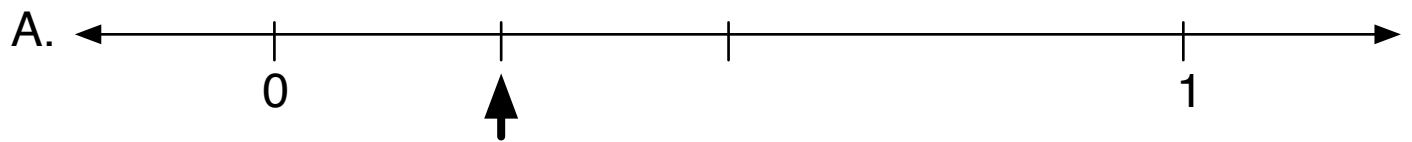
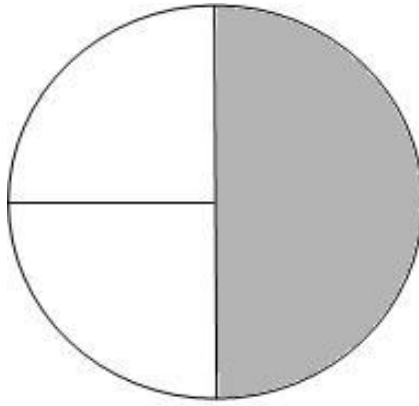


1. Some fraction of the larger square is shaded. Which number line shows the same amount?

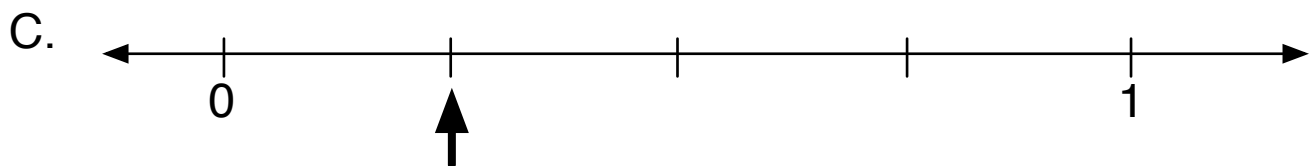
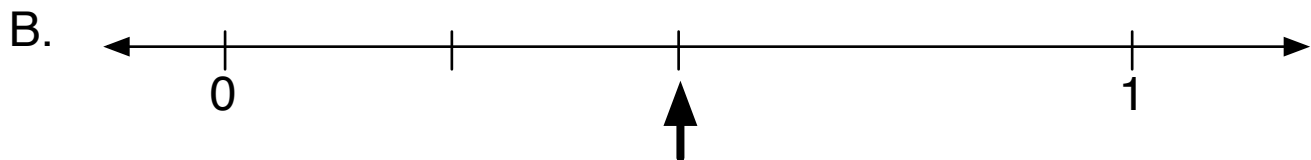



2. Some fraction of this circle is shaded. Which number line shows the same amount?



# Worksheet 1

Some fraction of this rectangle is shaded. Which number line shows the same amount?



Explain why your answer is correct and why the other two answer choices are incorrect.

---



---

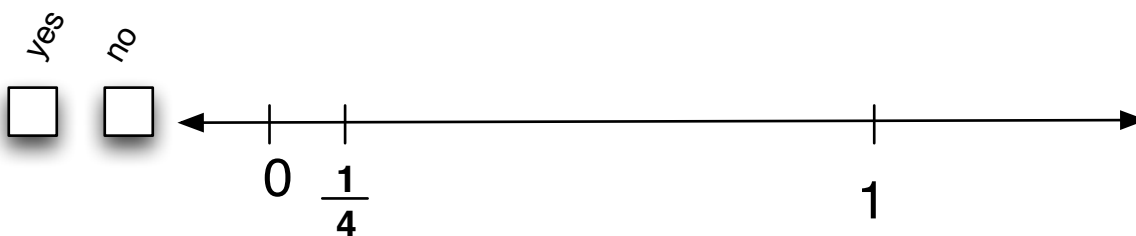


---


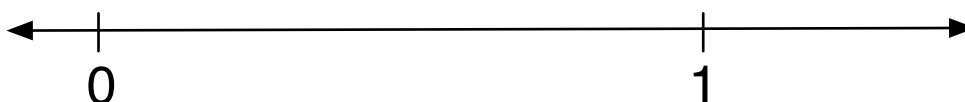



---

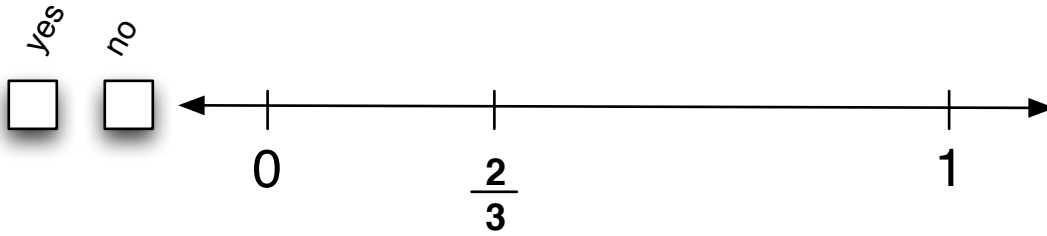
1. Look at the number line and decide if  $\frac{1}{4}$  is placed correctly. Mark your answer in the box.






If you think  $\frac{1}{4}$  is not placed correctly, use C-rods to mark where  $\frac{1}{4}$  should be.



2. Look at the number line and decide if  $\frac{2}{3}$  is placed correctly. Mark your answer in the box.



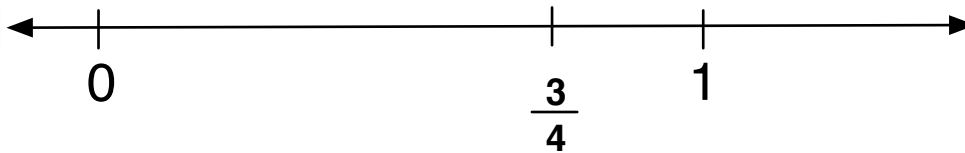
If you think  $\frac{2}{3}$  is not placed correctly, use C-rods to mark where  $\frac{2}{3}$  should be.






1. Look at the number line and decide if  $\frac{3}{4}$  is placed correctly. Mark your answer in the box.

yes  
☐

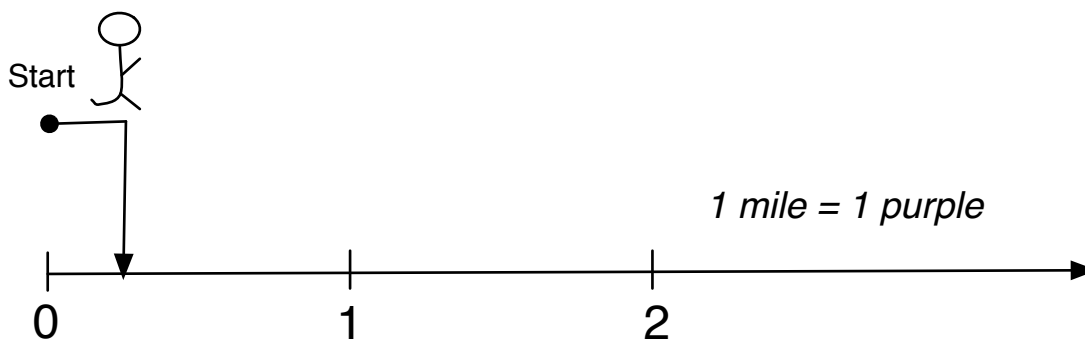
no  
☐



If you think  $\frac{3}{4}$  is not placed correctly, use C-rods to mark where  $\frac{3}{4}$  should be.

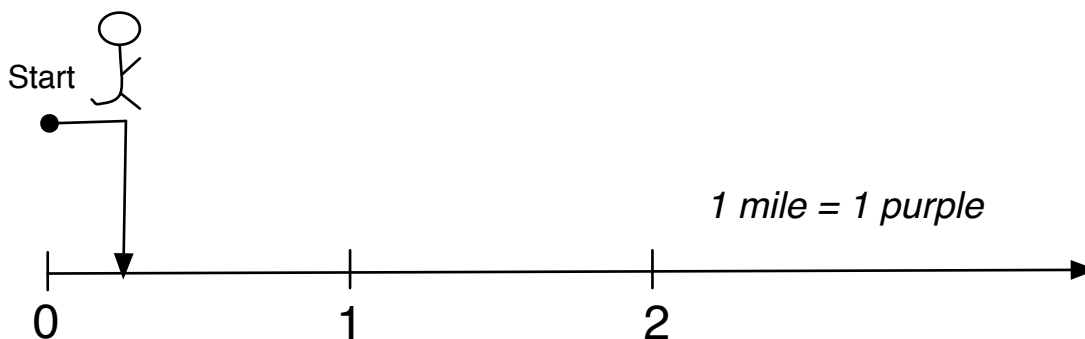


1. Keisha wanted to run 1 mile, but she didn't finish. What fraction of a mile did she run?



What fraction of a mile did Keisha run? \_\_\_\_\_

What color did you use as a subunit? \_\_\_\_\_ How many subunits fit into the unit? \_\_\_\_\_



What fraction of a mile did Keisha run? \_\_\_\_\_

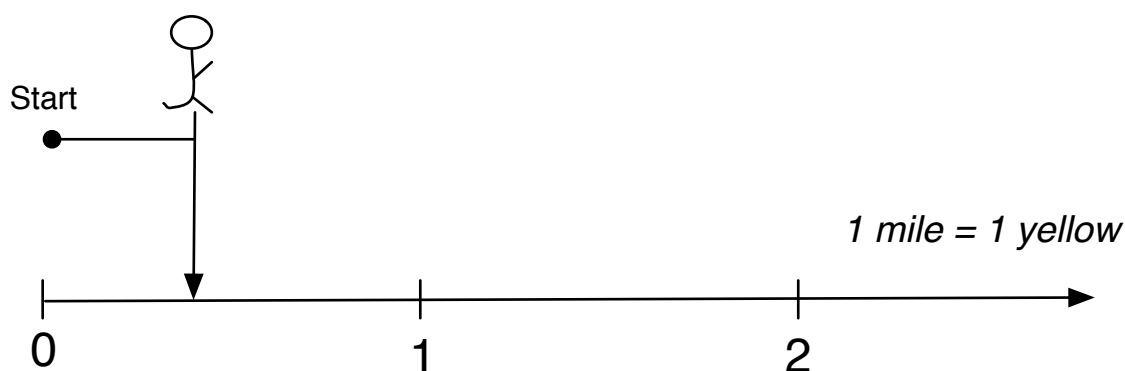
What color did you use as a subunit? \_\_\_\_\_ How many subunits fit into the unit? \_\_\_\_\_

2. Kyle wanted to run 1 mile, but he didn't finish. What fraction of a mile did he run?



What fraction of a mile did Kyle run? \_\_\_\_\_

What color did you use as a subunit? \_\_\_\_\_ How many subunits fit into the unit? \_\_\_\_\_

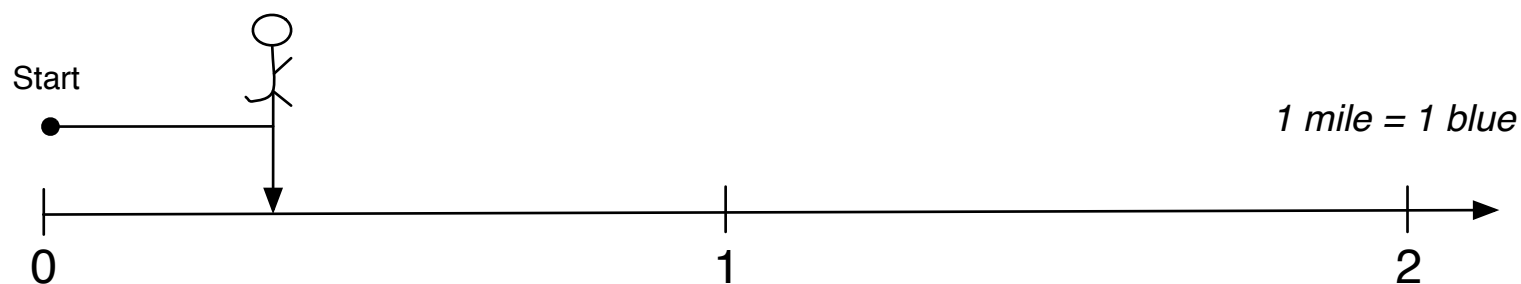


What fraction of a mile did Kyle run? \_\_\_\_\_

What color did you use as a subunit? \_\_\_\_\_ How many subunits fit into the unit? \_\_\_\_\_

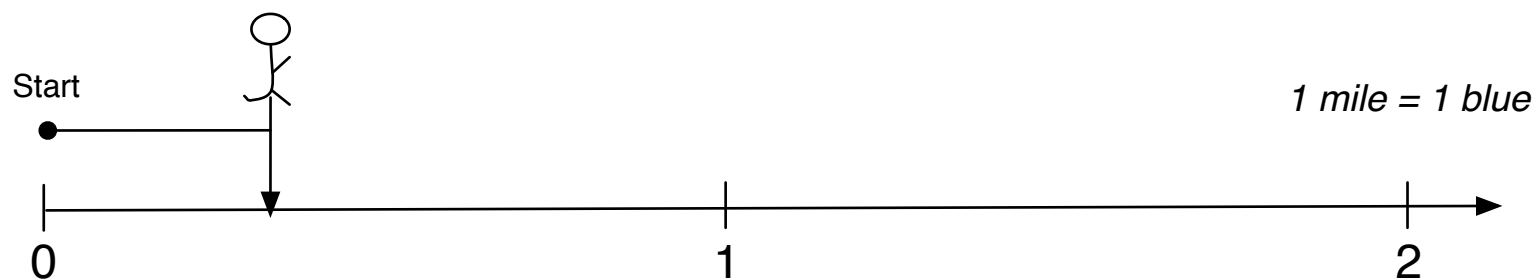


Worksheet 1 #2



What fraction of a mile did Leon run? \_\_\_\_\_

What color did you use as a subunit? \_\_\_\_\_ How many subunits fit into the unit? \_\_\_\_\_



What fraction of a mile did Leon run? \_\_\_\_\_

What color did you use as a subunit? \_\_\_\_\_ How many subunits fit into the unit? \_\_\_\_\_

Worksheet 1 #1



What fraction of a mile did Jalia run? \_\_\_\_\_

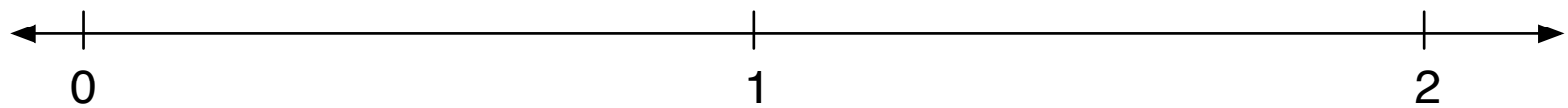
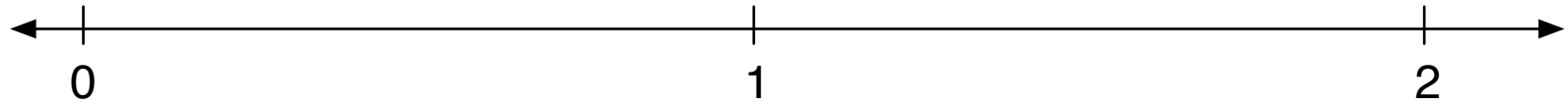
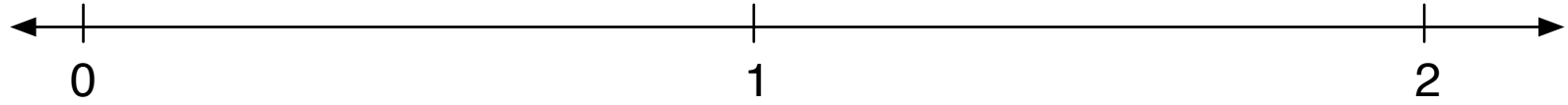
What color did you use as a subunit? \_\_\_\_\_ How many subunits fit into the unit? \_\_\_\_\_






What fraction of a mile did Jalia run? \_\_\_\_\_

What color did you use as a subunit? \_\_\_\_\_ How many subunits fit into the unit? \_\_\_\_\_

Use C-rods to mark  $1\frac{1}{3}$  on the number line. Mark other tickmarks and numbers to help you.



1. Use C-rods to mark  $2\frac{1}{2}$  on the number line. Mark other tickmarks and numbers to help you.






2. Use C-rods to mark the numbers on the line. Mark other tickmarks and numbers to help you.

$$3\frac{1}{2}$$




$$3$$

$$4\frac{1}{2}$$



## Worksheet 2 #1

1. Use C-rods to mark  $2\frac{1}{3}$  on the number line. Mark other tickmarks and numbers to help you.






## Worksheet 2 #2

2. Use C-rods to mark the numbers on the line. Mark other tickmarks and numbers to help you.

$1\frac{1}{3}$

$3\frac{1}{3}$

$2\frac{2}{3}$

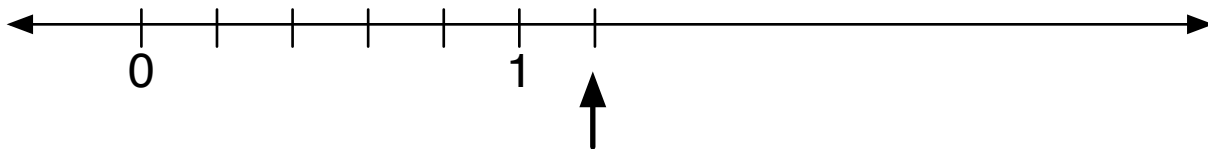
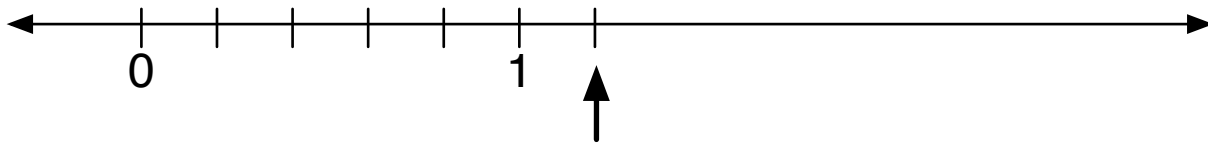
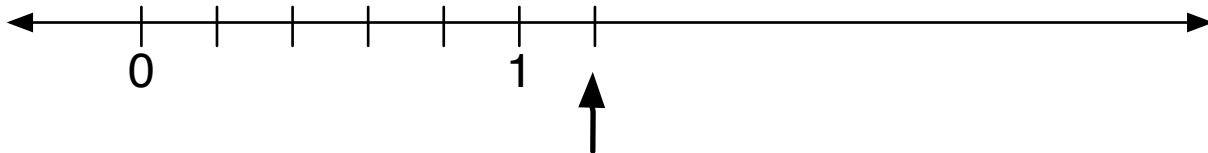


What number is the arrow pointing to?

**A.**  $\frac{6}{6}$


**B.**  $\frac{6}{5}$

**C.**  $\frac{1}{5}$







1. a. Circle another name for  $\frac{2}{3}$ . You can add tickmarks and numbers to help.



$\frac{2}{6}$        $\frac{4}{6}$        $\frac{4}{3}$






$\frac{2}{6}$        $\frac{4}{6}$        $\frac{4}{3}$

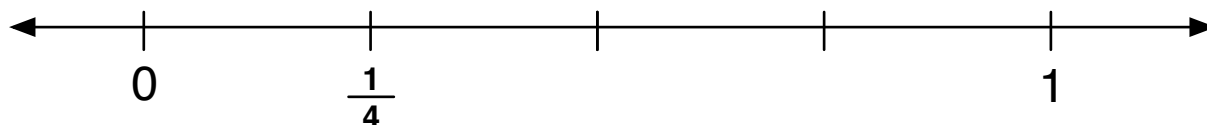


$\frac{2}{6}$        $\frac{4}{6}$        $\frac{4}{3}$

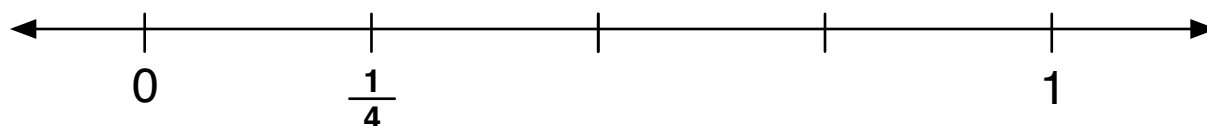
1. b.  $\frac{2}{3}$  is one name for this fraction, show other names for  $\frac{2}{3}$ .



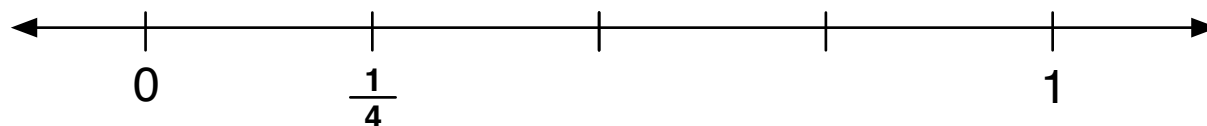
1. Circle the answer that shows another name for  $\frac{1}{4}$ .  
You can add tickmarks and numbers to help you.



$\frac{2}{5}$        $\frac{2}{8}$        $\frac{1}{8}$

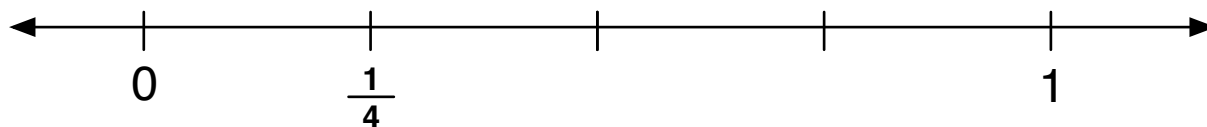


$\frac{2}{5}$        $\frac{2}{8}$        $\frac{1}{8}$

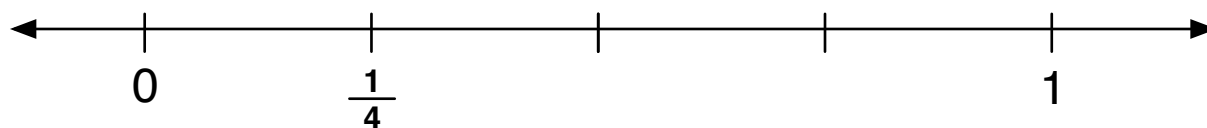


$\frac{2}{5}$        $\frac{2}{8}$        $\frac{1}{8}$

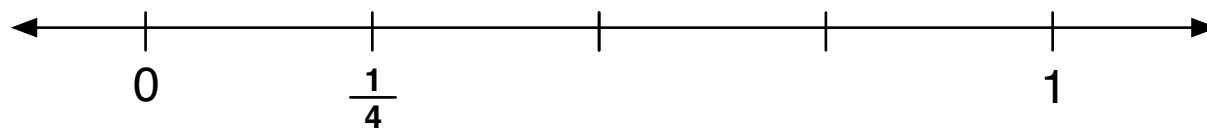
2. Circle the answer that shows another name for  $\frac{1}{4}$ .  
You can add tickmarks and numbers to help you.



$\frac{1}{12}$        $\frac{3}{4}$        $\frac{3}{12}$




$\frac{1}{12}$        $\frac{3}{4}$        $\frac{3}{12}$




$\frac{1}{12}$        $\frac{3}{4}$        $\frac{3}{12}$


1. Circle the answer that shows another name for  $\frac{2}{3}$ .  
You can add tickmarks and numbers to help you.



$\frac{2}{9}$        $\frac{6}{9}$        $\frac{6}{3}$




$\frac{2}{9}$        $\frac{6}{9}$        $\frac{6}{3}$




$\frac{2}{9}$        $\frac{6}{9}$        $\frac{6}{3}$


2. Circle the answer that shows another name for  $\frac{2}{3}$ .  
You can add tickmarks and numbers to help you.



$\frac{4}{5}$        $\frac{4}{6}$        $\frac{2}{6}$





$\frac{4}{5}$        $\frac{4}{6}$        $\frac{2}{6}$



$\frac{4}{5}$        $\frac{4}{6}$        $\frac{2}{6}$

3. Write different fraction names for  $\frac{2}{3}$ .  
You can add tickmarks and numbers to help you.

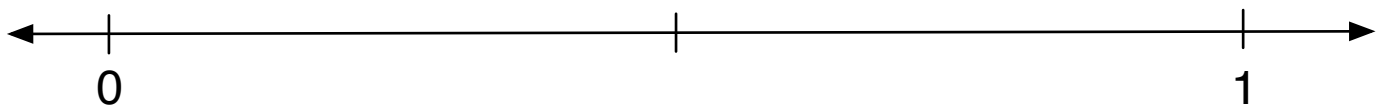
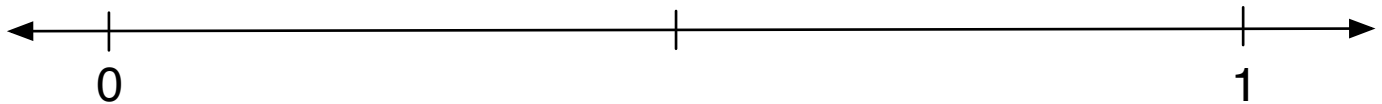


On each problem, you are given three fractions. Which fractions are equivalent?

*Hint:* Sometimes none of the fractions are equivalent!

1. Place the fractions, and circle if they are equivalent:  $\frac{3}{6}$   $\frac{5}{6}$   $\frac{1}{2}$

You can add tickmarks and numbers to help you.







On each problem, you are given three fractions. Which fractions are equivalent?

*Hint:* Sometimes none of the fractions are equivalent!

2. Place the fractions, and circle if they are equivalent:  $\frac{2}{10}$   $\frac{8}{10}$   $\frac{4}{5}$   
 You can add tickmarks and numbers to help you.

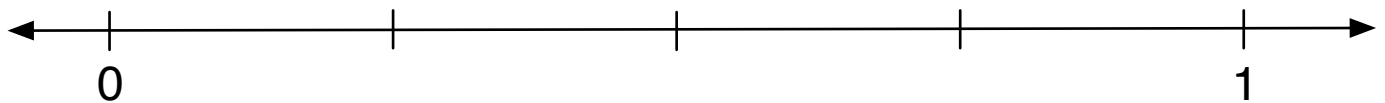
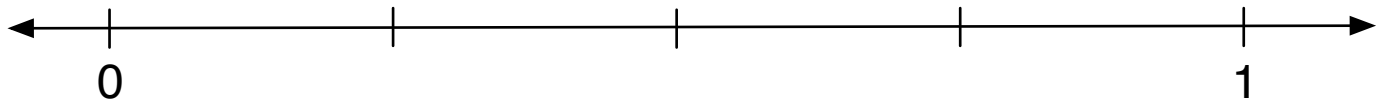


On each problem, you are given three fractions. Which fractions are equivalent?


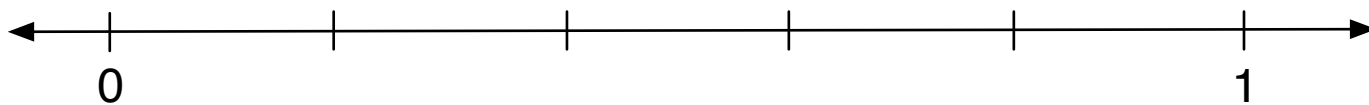
*Hint:* Sometimes none of the fractions are equivalent!

3. Place the fractions, and circle if they are equivalent:  $\frac{1}{4}$   $\frac{2}{4}$   $\frac{1}{8}$

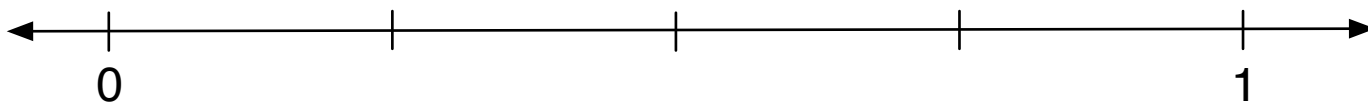
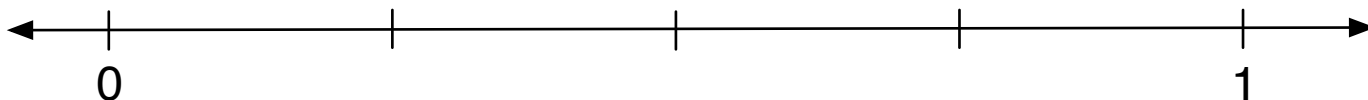
You can add tickmarks and numbers to help you.



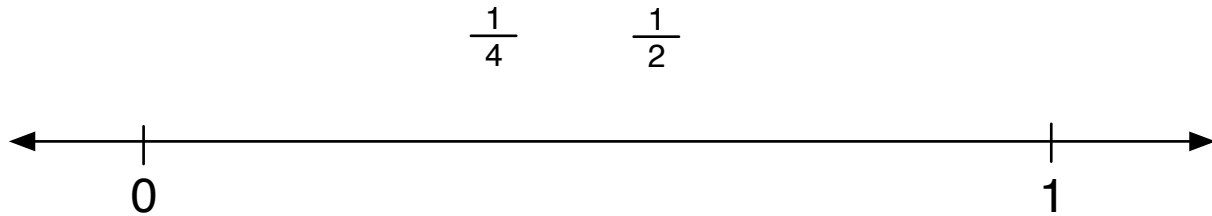
2. Place the fractions, and circle if they are equivalent:  $\frac{2}{10}$   $\frac{1}{5}$   $\frac{5}{10}$   
 You can add tickmarks and numbers to help you.



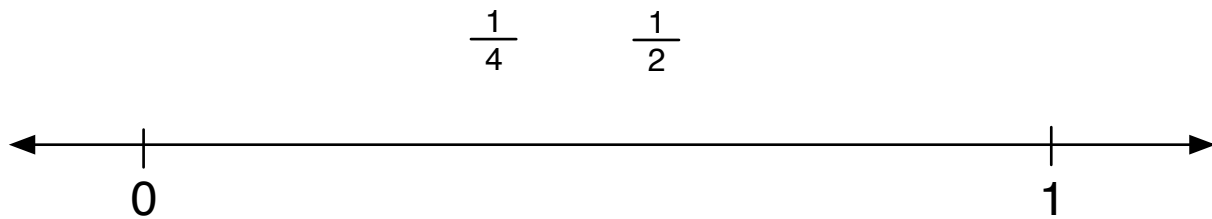
3. Place the fractions, and circle if they are equivalent:  $\frac{6}{12}$   $\frac{3}{12}$   $\frac{1}{4}$   
 You can add tickmarks and numbers to help you.



1. a. Place the fractions on the line. You can add tickmarks and numbers.

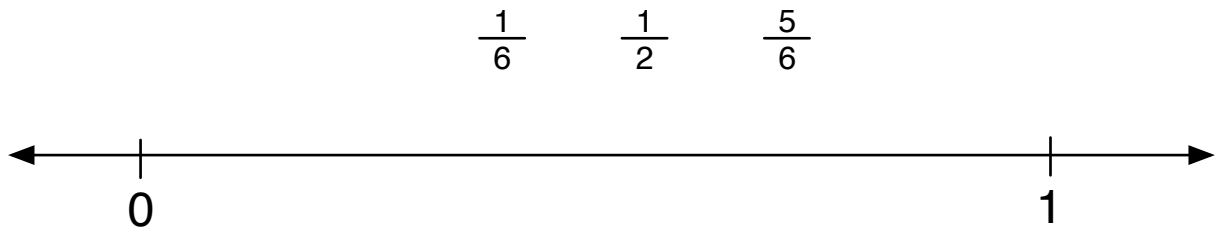


- b. True or false? ☐ <sup>true</sup> ☐ <sup>false</sup>  $\frac{1}{4} > \frac{1}{2}$



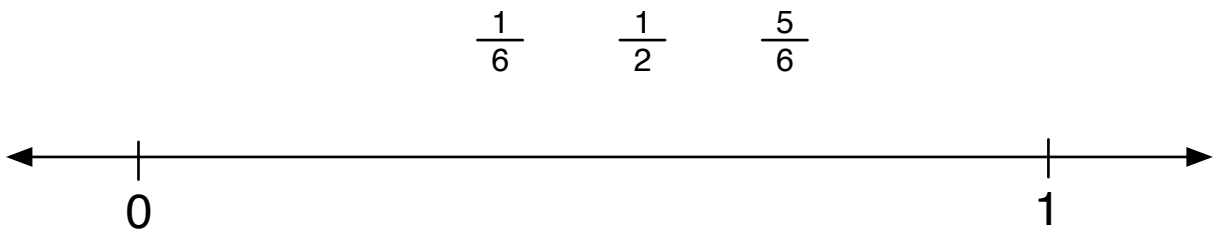
- True or false? ☐ <sup>true</sup> ☐ <sup>false</sup>  $\frac{1}{4} > \frac{1}{2}$

2. a. Place the fractions on the line. You can add tickmarks and numbers.



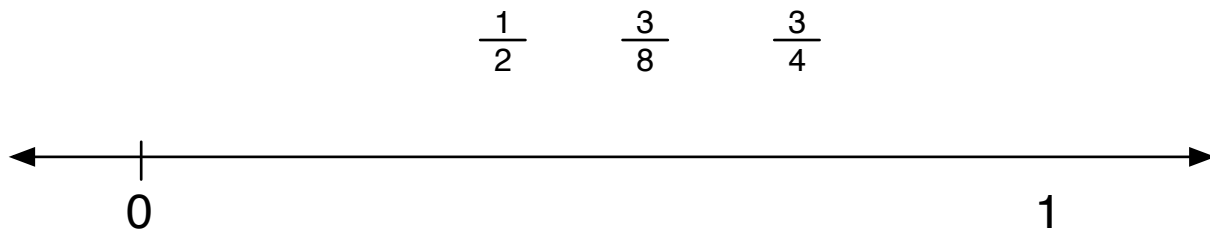
b. True or false? ☐ <sup>true</sup> ☐ <sup>false</sup>  $\frac{5}{6} < \frac{1}{2}$

---



True or false? ☐ <sup>true</sup> ☐ <sup>false</sup>  $\frac{5}{6} < \frac{1}{2}$

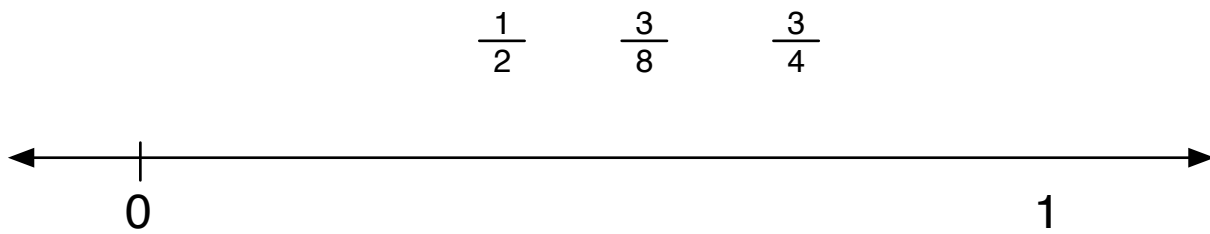
3. a. Place the fractions on the line. You can add tickmarks and numbers.



b. True or false?

☐ *true* ☐ *false*

$$\frac{3}{8} < \frac{3}{4}$$

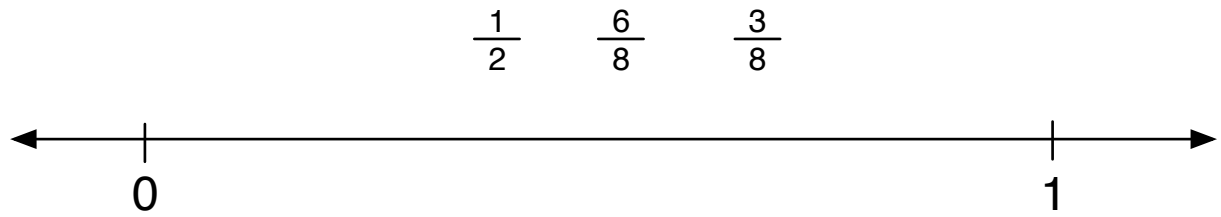


True or false?

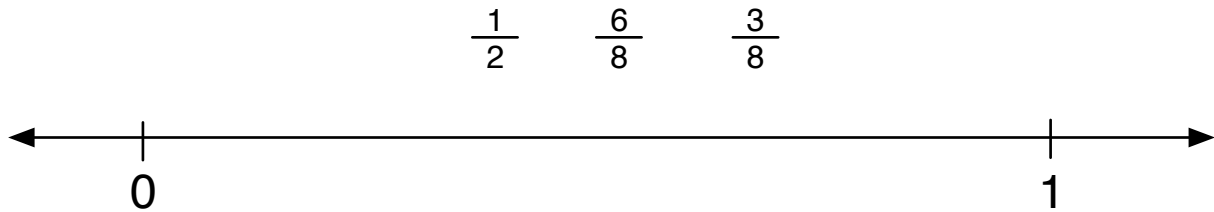
☐ *true* ☐ *false*

$$\frac{3}{8} < \frac{3}{4}$$

1. a. Place the fractions on the line. You can add tickmarks and numbers.



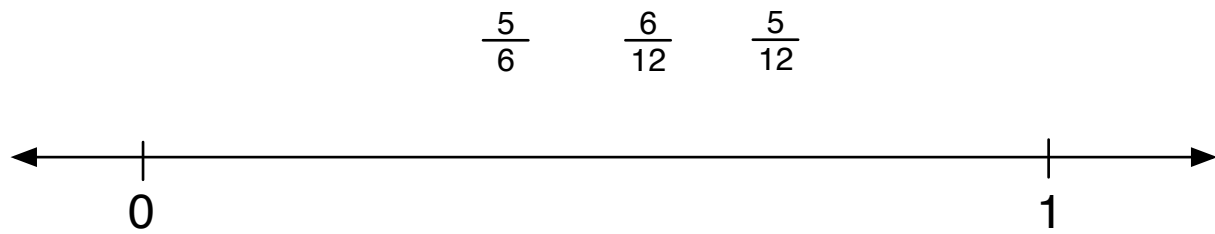
- b. True or false? ☐ <sup>true</sup> ☐ <sup>false</sup>  $\frac{1}{2} < \frac{6}{8}$



- b. True or false? ☐ <sup>true</sup> ☐ <sup>false</sup>  $\frac{1}{2} < \frac{6}{8}$



3. a. Place the fractions on the line. You can add tickmarks and numbers.

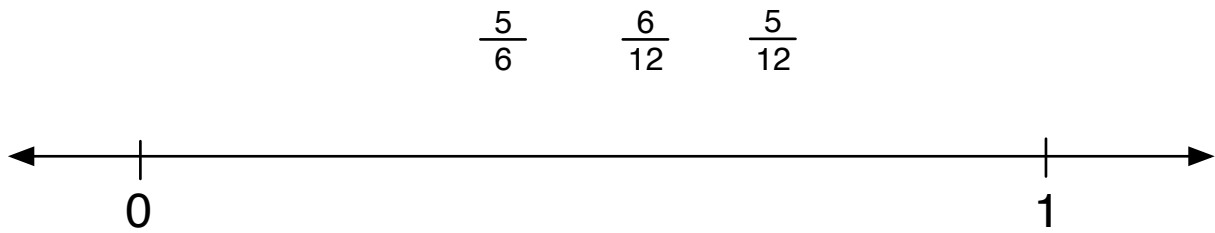


b. True or false?

☐ true

☐ false

$$\frac{5}{6} < \frac{5}{12}$$



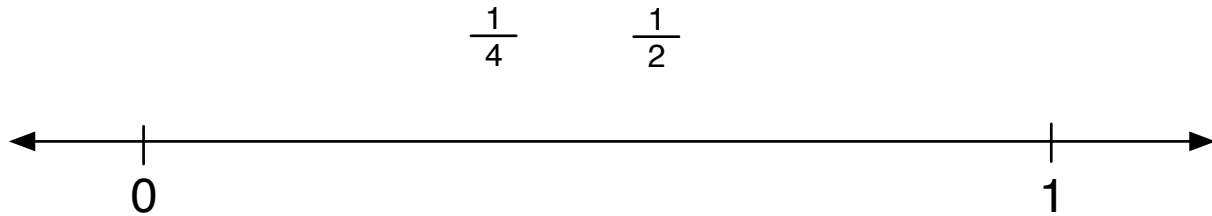
True or false?

☐ true

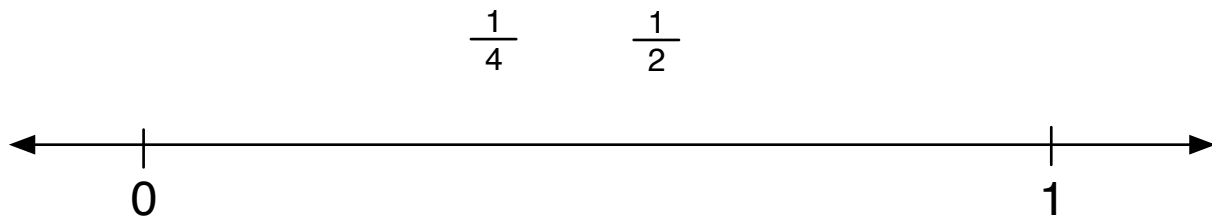
☐ false

$$\frac{5}{6} < \frac{5}{12}$$

1. a. Place the fractions on the line. You can add tickmarks and numbers.

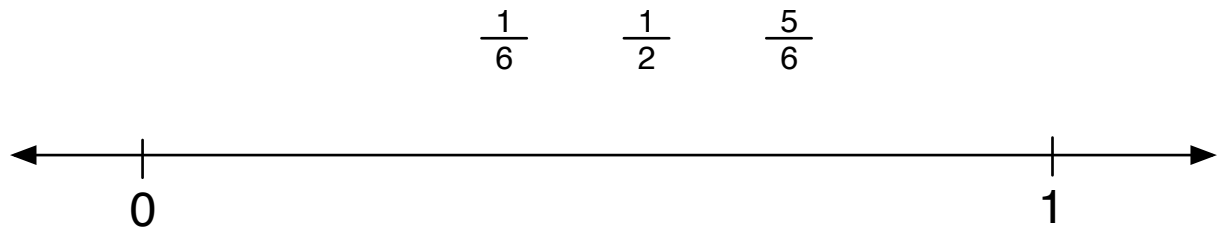


- b. True or false? ☐ <sup>true</sup> ☐ <sup>false</sup>  $\frac{1}{4} > \frac{1}{2}$

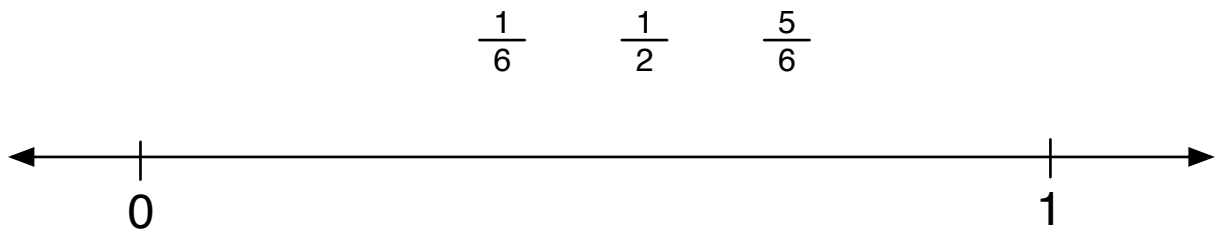


- True or false? ☐ <sup>true</sup> ☐ <sup>false</sup>  $\frac{1}{4} > \frac{1}{2}$

2. a. Place the fractions on the line. You can add tickmarks and numbers.

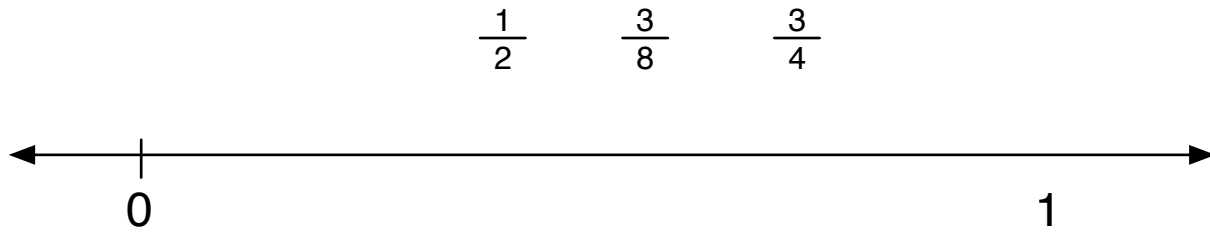


b. True or false? ☐ <sup>true</sup> ☐ <sup>false</sup>  $\frac{5}{6} < \frac{1}{2}$



True or false? ☐ <sup>true</sup> ☐ <sup>false</sup>  $\frac{5}{6} < \frac{1}{2}$

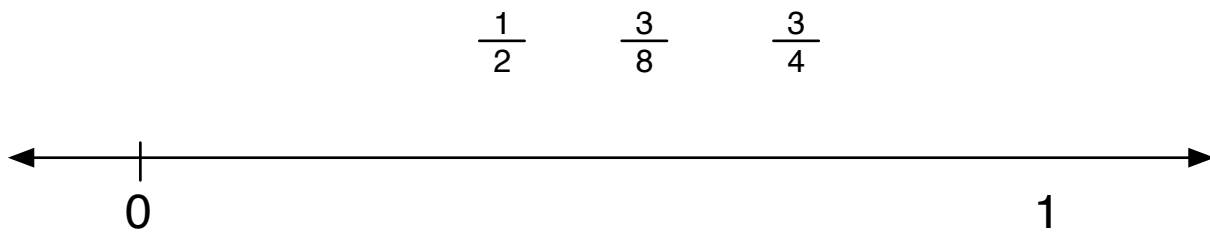
3. a. Place the fractions on the line. You can add tickmarks and numbers.



b. True or false?

☐ *true* ☐ *false*

$$\frac{3}{8} < \frac{3}{4}$$

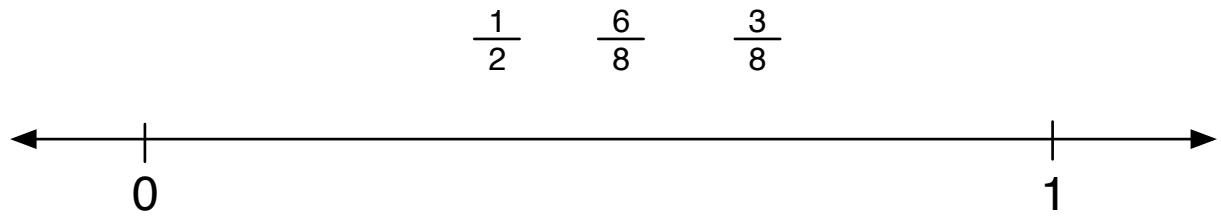


True or false?

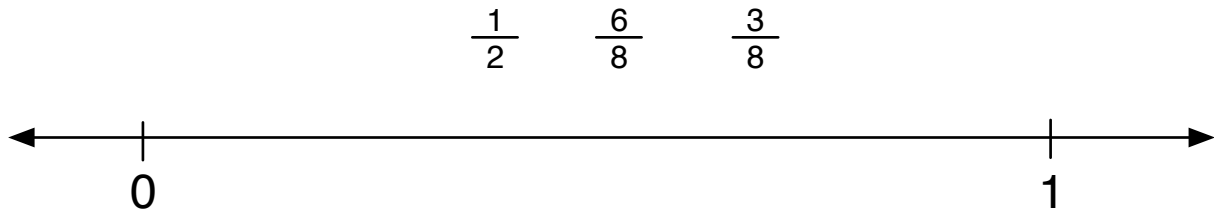
☐ *true* ☐ *false*

$$\frac{3}{8} < \frac{3}{4}$$

1. a. Place the fractions on the line. You can add tickmarks and numbers.

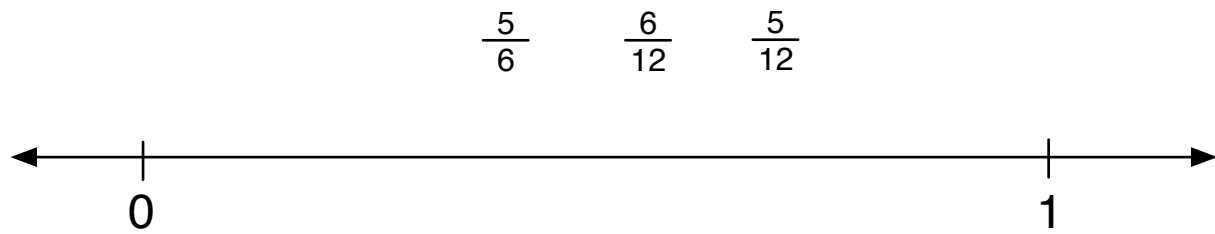


- b. True or false? ☐ <sup>true</sup> ☐ <sup>false</sup>  $\frac{1}{2} < \frac{6}{8}$



- b. True or false? ☐ <sup>true</sup> ☐ <sup>false</sup>  $\frac{1}{2} < \frac{6}{8}$

3. a. Place the fractions on the line. You can add tickmarks and numbers.

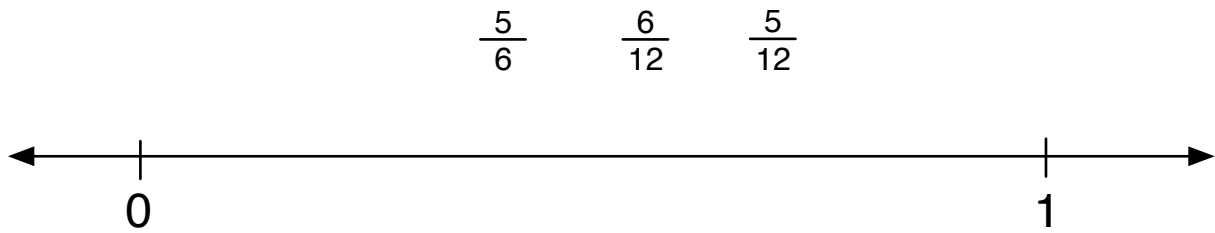


- b. True or false?

☐ true

☐ false

$$\frac{5}{6} < \frac{5}{12}$$



- True or false?

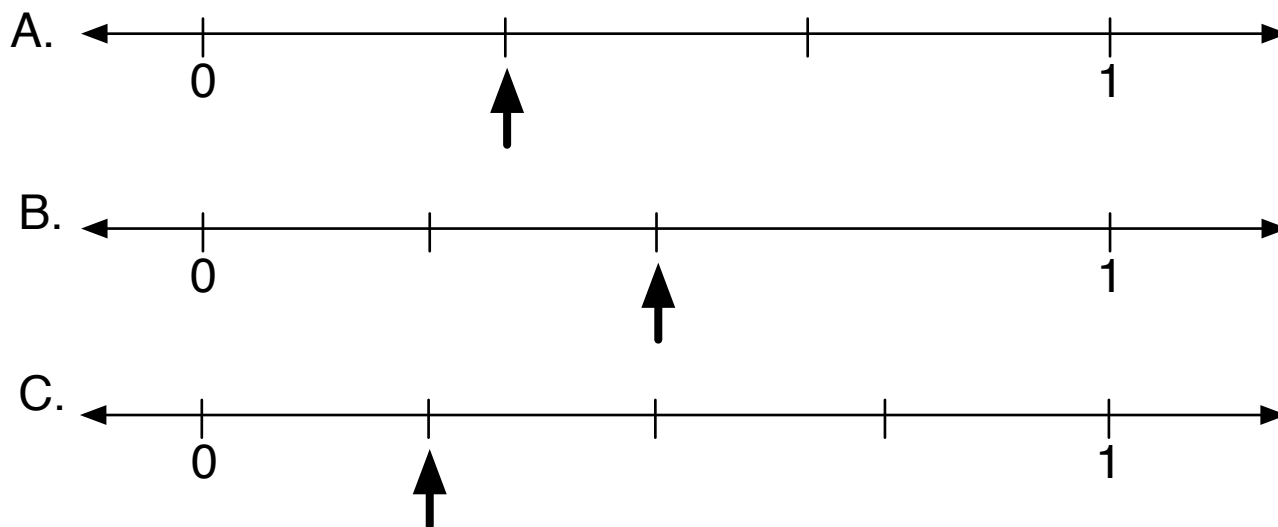

☐ true

☐ false

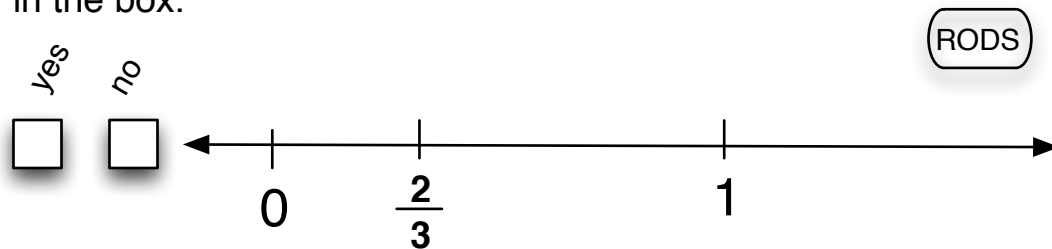
$$\frac{5}{6} < \frac{5}{12}$$

1. Some fraction of this rectangle is shaded.  
Which number line shows the same amount?


RODS



5. Look at the number line and decide if  $\frac{2}{3}$  is placed correctly. Mark your answer in the box.



If you think  $\frac{2}{3}$  is not placed correctly, use C-rods to mark where  $\frac{2}{3}$  should be.







7. Use C-rods to mark the numbers on the line. Mark other tickmarks and numbers to help you.

RODS

10     $10\frac{1}{2}$      $11\frac{1}{2}$



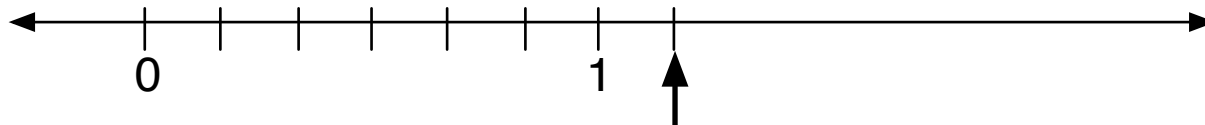
What rod is your unit? \_\_\_\_\_ What rod is your subunit? \_\_\_\_\_



What rod is your unit? \_\_\_\_\_ What rod is your subunit? \_\_\_\_\_

8. What number is the arrow pointing to?

RODS




A.  $\frac{1}{7}$

B.  $\frac{7}{7}$

C.  $\frac{7}{6}$

D.  $\frac{1}{6}$

9. a. Circle an equivalent fraction for  $\frac{3}{5}$ . You can add tickmarks and numbers. RODS

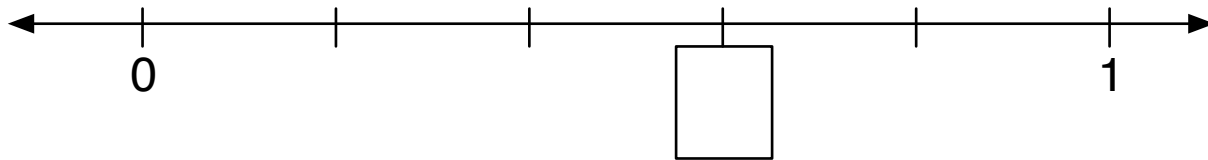
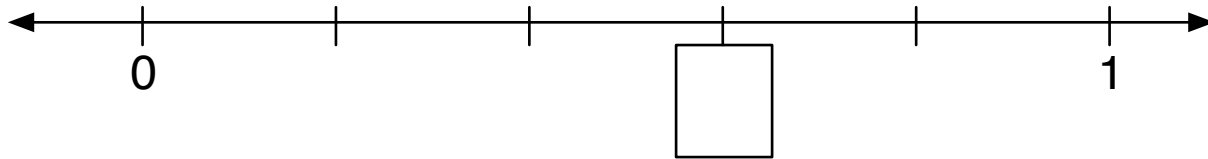
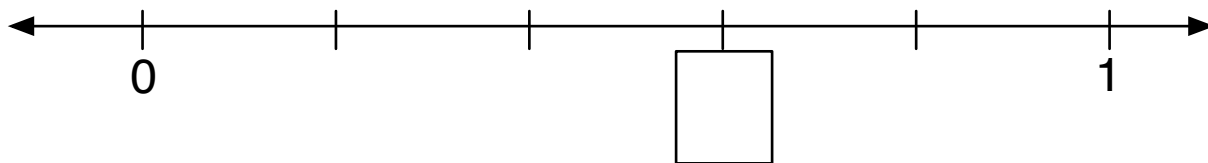


$$\frac{3}{10}$$

$$\frac{6}{5}$$

$$\frac{6}{10}$$

- b.  $\frac{3}{5}$  is one name for this fraction, show other names for  $\frac{3}{5}$ . RODS



**11.** Place the fractions and circle if they are equivalent:

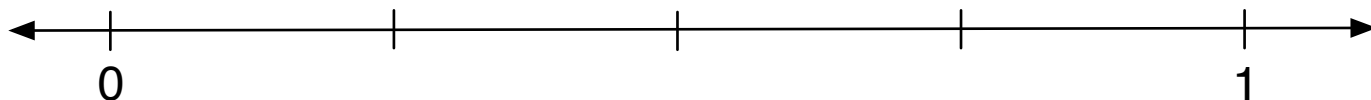
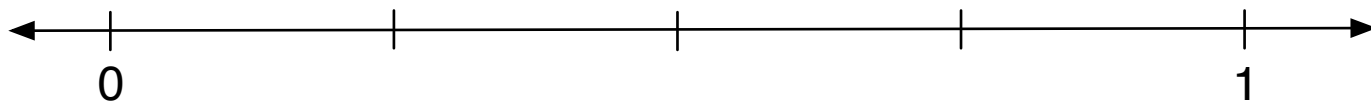
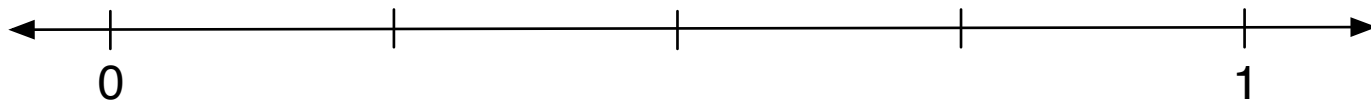
$\frac{6}{12}$

$\frac{3}{12}$

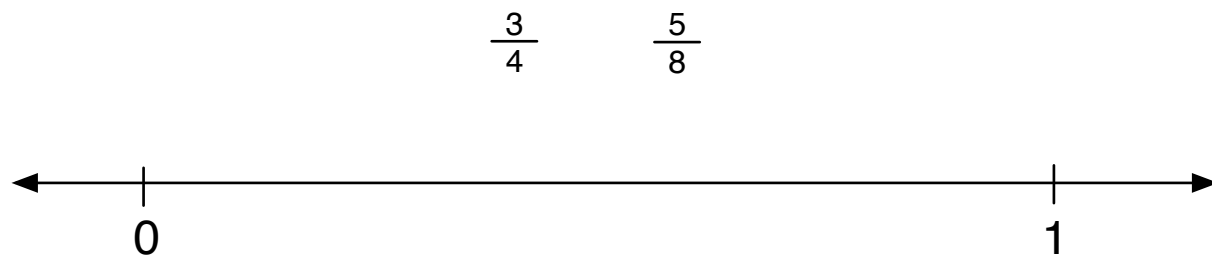
$\frac{1}{4}$



You can add tickmarks and numbers to help you.




**12. a.** Place the fractions on the line. You can add tick marks and numbers to help.




**b. True or false?** ☐ <sup>true</sup> ☐ <sup>false</sup>  $\frac{5}{8} > \frac{3}{4}$

- 13. a.** Mark  $\frac{1}{4}$  on the line below. You can add other tickmarks and numbers.

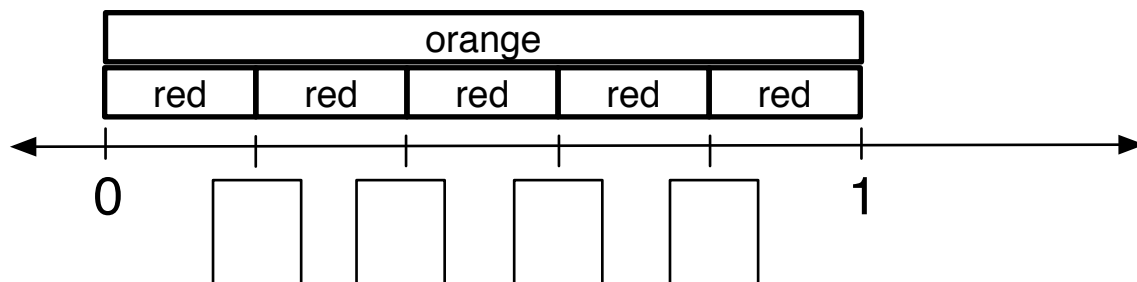


- b.** Mark  $\frac{1}{3}$  on the line below. You can add other tickmarks and numbers.



- c.** True or false? ☐ <sup>true</sup> ☐ <sup>false</sup>  $\frac{1}{4} > \frac{1}{3}$

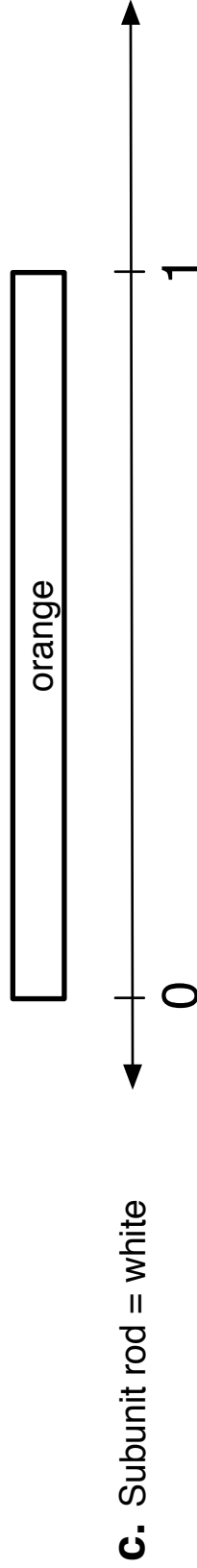
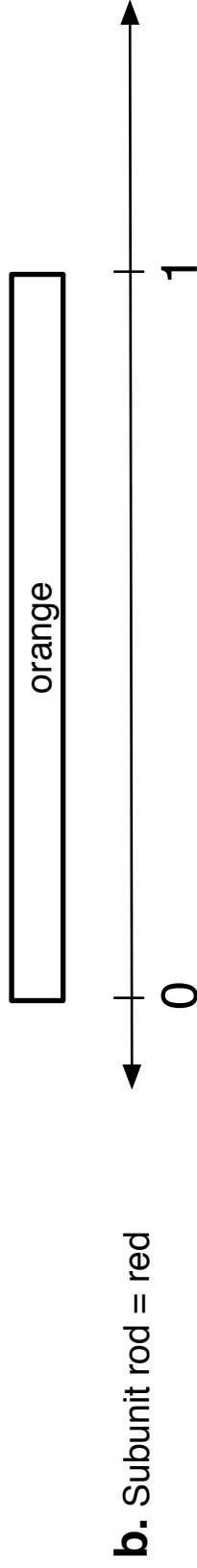

2. What fractions belong in the boxes? RODS



How many subunits are in the unit? \_\_\_\_\_

- 3.** For each number line, divide the unit interval into different subunits and label the tickmarks with fractions.  
The orange rod is the unit.

RODS




Is the sentence below correct? Mark your answer in the box.

Yes ☐ No ☐

The greater the denominator, the longer the subunit.



4. Mark the length of  $\frac{2}{3}$  of a blue C-rod on the number line. (RODS)



What color rod is your unit? \_\_\_\_\_

What color rod is your subunit? \_\_\_\_\_


6.




What fraction of a mile did Jalia run? \_\_\_\_\_

What color did you use as a subunit? \_\_\_\_\_ How many subunits fit in the unit? \_\_\_\_\_


10. Circle an equivalent fraction for  $\frac{2}{3}$ . You can add tickmarks and numbers. RODS



$\frac{2}{9}$        $\frac{6}{9}$        $\frac{6}{3}$

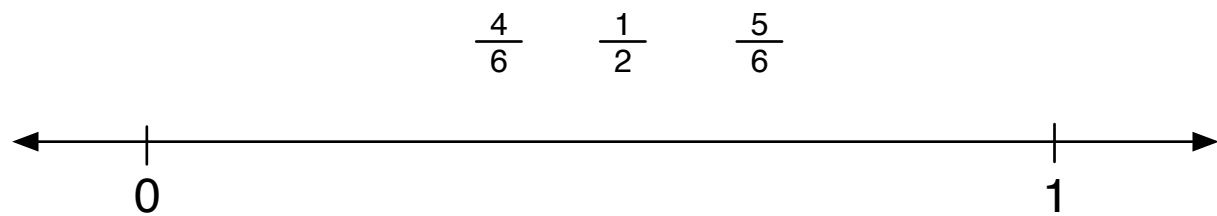


$\frac{2}{9}$        $\frac{6}{9}$        $\frac{6}{3}$



$\frac{2}{9}$        $\frac{6}{9}$        $\frac{6}{3}$

**14. a.** Place the fractions on the line. You can add tickmarks and numbers.



**b.** True or false?

☐ *true*

☐ *false*

$$\frac{4}{6} > \frac{1}{2}$$